

H E A D Q U A R T E R S
CHICAGO FIRE DEPARTMENT

September 10, 1975

Order No.: 976

To: All Officers and Members
Subject: MARKING OF HOSE

Gentlemen:

As of this date, the marking of all Chicago Fire Department hose shall be standardized. All hose shall carry a 4" painted band adjacent to each butt with the Division color as assigned. See Page 1 of attachment for details.

A white background 12" long and the width of the hose when lying flat shall be painted next to the Division color with a 4" space in between.

On this white background the company number shall be painted in 2" red numerals and the length number shall be painted in 1½" black numerals. See Page 1 of attachment.

A set of stencils will be issued to each Division to facilitate the above marking of hose. All hose shall be marked in the above manner by November 1, 1975. 4" red synthetic hose is not to be painted.

Latex paint will be issued by the Repair Shops for the marking of the hose.

CARE OF HOSE

Section 41.309: Lost hose shall be reported in writing immediately while an effort to recover it continues.

Section 41.301 through 41.307 pertaining to the care of hose shall be complied with.

3½" and larger size hose with cotton jackets shall be dried before being placed in service. This hose shall be pulled from the apparatus and reversed on the same day that the 3" hose is reversed.

HOSE INVENTORY

An inventory of all hose assigned to the company shall be carried in the company record book. (Section 48.111, Rules & Regulations). This inventory shall list length number, date received, brand name, footage when received, present footage, date tested, date damaged, date sent to Shops for repairs, date returned and date condemned. See Page 2 of attachment.

HOSE RECORD

All hose carried on the apparatus shall be listed by length number on a separate page of the company journal as a permanent record indicating the date of the weekly hose change or change because of a lead-out. This record shall be in the rear of the company journal. See Page 2 of attachment.

Hose shall be changed on day designated by Division Marshal

Engineers shall carry a book on the apparatus with all hose carried on the apparatus listed, along with the footage of each length, total footage and the date placed on the apparatus.

Hose is not to be borrowed from other companies without the consent of the Division Fire Marshal. Any borrowed hose in need of repair shall be returned to the company it is assigned to and sent in for repairs by that company. Duty Deputy shall be notified of any hose borrowed.

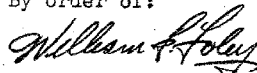
Division Marshals shall call the Repair Shops and arrange for the repair of hose when 30 lengths of broken hose are in need of repair in that division.

No length of hose sent in for repair will be accepted unless a shop tag is attached to the male butt with the tag filled out completely.

EQUIPMENT LEFT AT FIRES


Any company leaving hose or other equipment at an alarm shall notify the communication vehicle, who in turn shall notify the still alarm Battalion Chief, who shall assume responsibility for the return of the equipment to the company.

By order of:



William F. Foley
Acting Chief Fire Marshal

Approved:



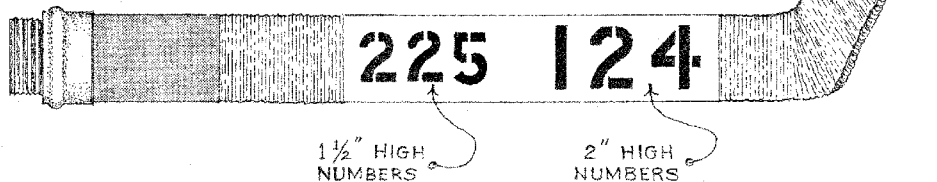
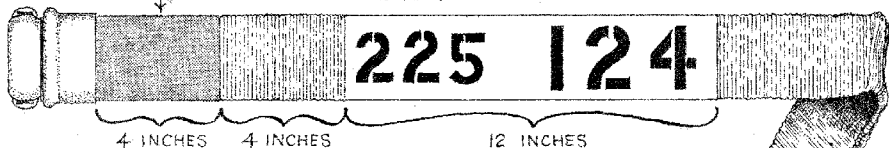
Robert J. Quinn
Fire Commissioner

WHITE BACKGROUND

DIVISION
COLOR CODE

LENGTH
NUMBER
BLACK

COMPANY
NUMBER
RED



DIVISION CODE COLORS

DIVISION	1	BROWN
DIVISION	2	RED
DIVISION	3	GREEN
DIVISION	4	BLUE
DIVISION	5	YELLOW
DIVISION	6	ORANGE
DIVISION	7	BLACK

2 1/2" HOSE (COMPANY RECORD BOOK)

LENGTH NUMBER	DATE RECEIVED	BRAND NAME	FOOTAGE WHEN RECEIVED	PRESENT FOOTAGE	
109	7-1-72	BILATERAL	50	42	
DATE TESTED		10-6-72	5-7-73	10-12-73	5-15-74
DATE TESTED		10-12-74			
DATE DAMAGED		5-15-74			
DATE SENT TO SHOPS REPAIRS		5-25-74			
DATE RETURNED		6-17-74			
DATE CONDEMNED					

COMPANY JOURNAL 2 1/2" HOSE

	HOSE CHANGE 1-7-75	LEAD OUT 1-10-75	HOSE CHANGE 1-21-75
	1	121	121
2	118	118	132
3	141	141	138
4	147	147	139
5	149	149	140
6	161	161	145
7	166	166	147
8	168	168	146
9	188	124	150
10	190	126	159
11	194	128	154
12	170	137	151
13	176	136	157
14	175	134	141
15	174	135	118
16	171	138	121
17			

ENGINEERS BOOK CARRIED ON APPARATUS

	LENGTH NUMBER	FEET	TOTAL FOOTAGE
	17	119	38
	16	130	45
	15	121	50
	14	118	50
	13	127	50
	12	126	42
	11	123	50
	10	124	42
	9	128	46
	8	137	44
	7	142	50
	6	140	50
	5	143	48
	4	141	45
	3	145	52
	2	148	50
	1	149	50

DONUTS	177	176	178	1-7-75
DONUTS	190	191	192	1-21-75

DONUTS ARE TO BE
CHANGED WITH EACH
2 1/2" HOSE CHANGE.